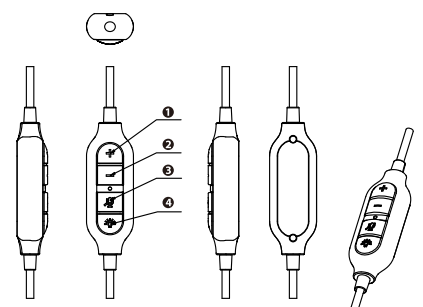


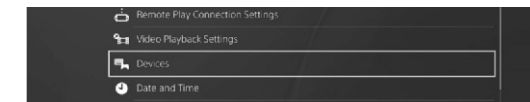


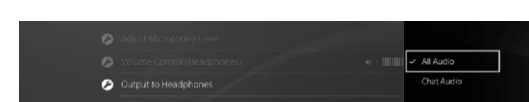

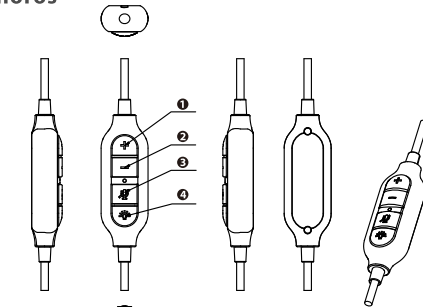
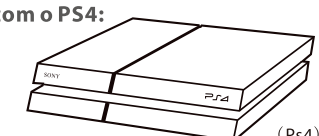

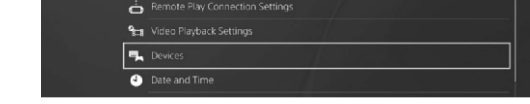


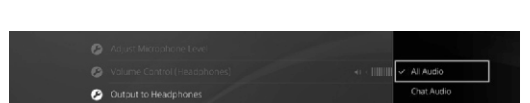

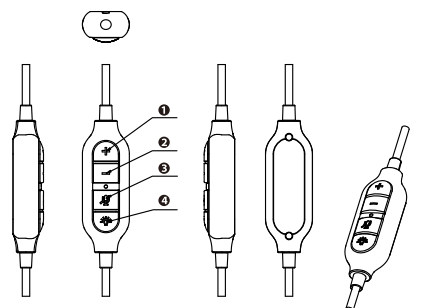


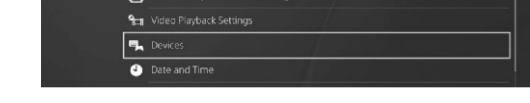


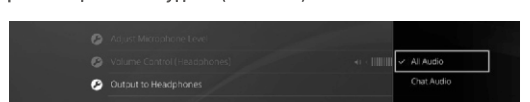




<p>US UK</p> <p>Dear user</p> <p>Thank you for you choosing REDRAGON Brand, to protect your rights and for better customer service, we ask that you note our warranty rules.</p> <ol style="list-style-type: none"> 1. Within guaranty period, repair is guaranteed for failure due to electrical circuit problems. Man-made damages, such as disassembly, hard impacts, submersion into water, plugging into improper current or voltage, and damage caused by natural disasters such as fire, flood, or earthquake are not included. 2. Consumable parts (such as foot stick) and spare parts replacement are not included in our warranty. 	<p>Product feature</p> <p>High quality gaming headset work with PC/PS/4 Ergonomic design with RGB backlighting Easy control in volume and RGB lighting mode Virtual 7.1 surround sound and installation driver to achieve EQ analog sound effects</p>  <ol style="list-style-type: none"> 1. Volume + 2. Volume - 3. Micphone ON/OFF 4. Backlighting mode <p>Types of lighting modes:</p> <ol style="list-style-type: none"> 1. RGB running light 2. Seven-color cycle light 3. Red light breathing 4. Fixed color always on 5. LED OFF 	<p>Connecting to PC:</p> <ol style="list-style-type: none"> 1. Plug the headset into PC USB port, computer will detect the hardware, it is plug and play. 2. For virtual 7.1 surround sound function, please find the software disk in packaging or download the software from website www.redragonzone.com, and install it to your computer. <p>Connecting to PS4:</p>  <ol style="list-style-type: none"> 1. Plug the headset to PS4, and fix it tight to avoid connecting port lose. 2. PS4 output audio settings <p>Find "settings" on main menu</p>  <p>Find "Device" in settings</p> 	<p>Find "Audio devices" in Device</p>  <p>Find "Output to headphones" in Audio Devices</p>  <p>Click "All audio" from Output audio</p> 	<p>Specification</p> <p>Drive Unit dimension: 53 mm Controller-on-cable: Yes Speaker impedance: 64Ω Sensitivity: 98 ± 3dB Rated power: 10mW Frequency range: 50Hz-20KHz Plug type: USB Product weight: 343 ± 5g Cable length: 2m ± 10% m</p> <p>Remark</p> <ol style="list-style-type: none"> 1. Do not put the headset in humid and wet place. 2. High volume for long period may damage your hearing. 3. Do not put self's strength to pull the cable. 	<p>FCC Statement</p> <p>Changes or modifications not expressly approved by the party responsible for compliance could void the user's authority to operate the equipment.</p> <p>This equipment has been tested and found to comply with the limits for a Class B digital device, pursuant to Part 15 of the FCC Rules. These limits are designed to provide reasonable protection against harmful interference in a residential installation. This equipment generates uses and can radiate radio frequency energy and, if not installed and used in accordance with the instructions, may cause harmful interference to radio communications. However, there is no guarantee that interference will not occur in a particular installation. If this equipment does cause harmful interference to radio or television reception, which can be determined by turning the equipment off and on, the user is encouraged to try to correct the interference by one or more of the following measures:</p> <ul style="list-style-type: none"> - Reorient or relocate the receiving antenna. - Increase the separation between the equipment and receiver. - Connect the equipment into an outlet on a circuit different from that to which the receiver is connected. - Consult the dealer or an experienced radio/TV technician for help <p>This device complies with part 15 of the FCC rules. Operation is subject to the following two conditions (1) this device may not cause harmful interference, and (2) this device must accept any interference received, including interference that may cause undesired operation.</p> <p>California Proposition 65</p> <p>⚠ WARNING: Risk of Cancer from [Name of one or more chemicals known to cause cancer] And Reproductive Harm From [Name of one or more chemicals known to cause reproductive toxicity] Exposure - www.P65Warnings.ca.gov.</p>
	<p>PT</p> <p>Prezado usuário,</p> <p>Obrigado por escolher a marca REDRAGON. Para proteger seus direitos e oferecer um melhor atendimento ao cliente, pedimos que você observe as regras da nossa garantia.</p> <ol style="list-style-type: none"> 1. Dentro do período da garantia, os reparos são garantidos nos casos de falha devido a problemas no circuito elétrico. Danos causados pela desmontagem, por impactos violentos, imersão em água, ligação em correntes ou voltagens incorretas e danos causados por desastres naturais, como incêndios, inundações ou terremotos, não estão incluídos. 2. Peças que saírem desgastadas (como pé) e a substituição de peças avulsas não estão incluídas em nossa garantia. 	<p>Recursos do produto</p> <p>Headset para jogos de alta qualidade, funciona com PC e PS/4 Design ergonômico com iluminação de fundo RGB Controle fácil do volume e da iluminação RGB Som surround virtual 7.1 e driver de instalação para conseguir equalização analógica</p> <p>nos efeitos sonoros</p>  <ol style="list-style-type: none"> 1. Volume + 2. Volume - 3. Microfone LIGADO/DESLIGADO 4. modo de iluminação de fundo <p>Modos de iluminação:</p> <ol style="list-style-type: none"> 1. Iluminação RGB com movimento 2. Iluminação com sete ciclos de cores 3. Oscilante em luz vermelha 4. Cor fixa sempre ligada 5. LED DESLIGADO 	<p>Conexão com PC:</p> <ol style="list-style-type: none"> 1. Conecte o headset na porta USB do PC. O computador vai detectar o hardware, que é plug and play. 2. Para que o surround 7.1 virtual function, localize o disco com software na embalagem ou baixe o software do site www.redragonzone.com e instale no computador. <p>Conexão com o PS4:</p>  <ol style="list-style-type: none"> 1. Conecte o headset no PS4 e fixe firmemente para evitar que a conexão fique frouxa. 2. Configurações de áudio de saída do PS4 <p>Localize "configuração" no menu principal.</p>  <p>Encontre "Device" (dispositivo) nas configurações</p> 	<p>Encontre "Dispositivos de áudio" no dispositivo</p>  <p>Localize "Output to headphones" (saída para fones) em dispositivos de áudio</p>  <p>Clique em "Todo o áudio" em Output áudio (áudio de saída)</p> 	<p>Especificações</p> <p>Dimensões da unidade de acionamento: 53 mm Controler no cabo: Sim Impedância do alto-falante: 64Ω Sensibilidade: 98 ± 3dB Potência nominal: 10 mW Faixa de frequência: 50 Hz a 20 KHz Tipo de conector: USB Peso do produto: 343 ± 5 g Comprimento do cabo: 2 m ± 10% m</p> <p>Atenção</p> <ol style="list-style-type: none"> 1) Não deixe o headset em local molhado ou úmido. 2) Som em alto volume por períodos prolongados pode afetar sua audição. 3) Não force ao puxar o cabo. 
	<p>RU</p> <p>Уважаемый пользователь</p> <p>Спасибо за выбор марки REDRAGON. С целью защиты ваших прав и для более качественного обслуживания мы просим учитывать наши условия гарантии.</p> <ol style="list-style-type: none"> 1. В течение гарантийного периода гарантия распространяется на устранение повреждений, вызванных проблемами в электрической цепи. Повреждения, произошедшие по вине человека, такие как разборка, жесткие удары, погружение в воду, подключение к цепи с ненормативным током или напряжением, а также ущерб, вызванный стихийными бедствиями, включая пожар, наводнение или землетрясение, а условия гарантии не включены. 2. Расходные детали (например, педаль для ног) и работы по замене запасных частей в гарантии не включены. 	<p>Характеристики</p> <p>Высококачественная игровая гарнитура, совместима с ПК и приставками PS/4 Эргономичный дизайн с RGB подсветкой Простое управление громкостью и режимом RGB-подсветки Виртуальный объемный звук 7.1 и драйвер для достижения аналоговых звуковых эффектов эквалайзера.</p>  <ol style="list-style-type: none"> 1. Громкость + 2. Громкость - 3. Включить / Выключить микрофон 4. Режим подсветки <p>Типы режимов подсветки:</p> <ol style="list-style-type: none"> 1. Бегущая RGB-подсветка 2. Цикл из семи цветов 3. Пульсация красного цвета 4. Постоянная одним цветом 5. Подсветка выключена 	<p>Подключение к компьютеру:</p> <ol style="list-style-type: none"> 1. Подключите гарнитуру к USB-порту ПК по принципу plug-and-play, и компьютер обнаружит устройство. 2. Для получения эффекта виртуального объемного звука 7.1 установите драйвер с CD-диска, входящего в комплект поставки, или загрузите драйвер с веб-сайта www.redragonzone.com и установите на свой компьютер. <p>Подключение к игровой приставке PS4:</p>  <ol style="list-style-type: none"> 1. Подключите гарнитуру к PS4, проверив плотность подключения в разъеме, чтобы не допустить потерю сигнала. 2. Настройте аудиовыхода PS4 <p>Зайдите в пункт "Настройки" (Settings) в главном меню</p>  <p>Откройте пункт "Устройство" (Device) в настройках</p> 	<p>Зайдите в "Устройства аудио" (Audio devices)</p>  <p>Зайдите в пункт "Вывод на наушники" (Output to headphones)</p>  <p>Выберите опцию "Все аудио" (All audio)</p> 	<p>Технические характеристики</p> <p>Диаметр излучателя: 53 мм Кабельное подключение к контроллеру: Да Сопротивление динамика: 64 Ом Чувствительность: 98 ± 3 дБ Номинальная мощность: 10 мВт Диапазон частот динамика: 50 Гц - 20 кГц Тип подключения: USB Вес: 343 г / 5 г Длина кабеля: 2 м +/- 10 см</p> <p>Примечание</p> <ol style="list-style-type: none"> 1) Не подвигайте гарнитуру воздействию высокой влажности и сырости. 2) Высокая громкость в течение длительного времени может нанести вред слуху. 3) Не прилагайте избыточное усилие для извлечения кабеля. 